

## Schools

### ELEMENTARY SCHOOLS



### SECONDARY SCHOOLS



#### Note:

The pupils in the European Schools of Luxembourg, where the places are primarily granted to children of EU staff, are included in private schools.

#### Statistical publications

Enseignement fondamental  
Enseignement secondaire classique  
Enseignement secondaire général

#### Contact

Ministère de l'Éducation nationale, de l'Enfance et de la Jeunesse  
SCRIPT, Service de coordination de la recherche et de l'innovation pédagogiques et technologiques

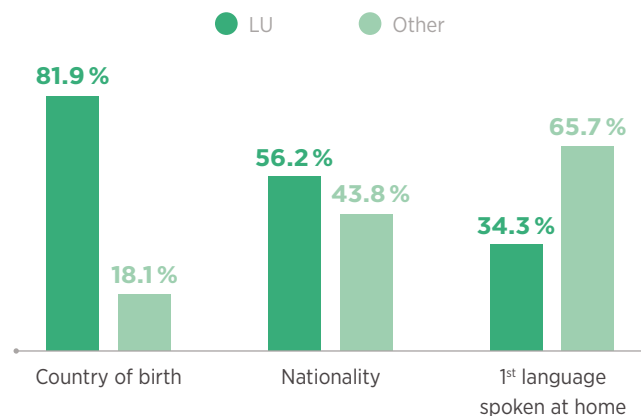
eduPôle Clausen  
33, rives de Clausen, L-2926 Luxembourg  
Tel.: (+352) 247 85960  
statistiques@men.lu  
edustat.lu  
dashboard.edustat.lu



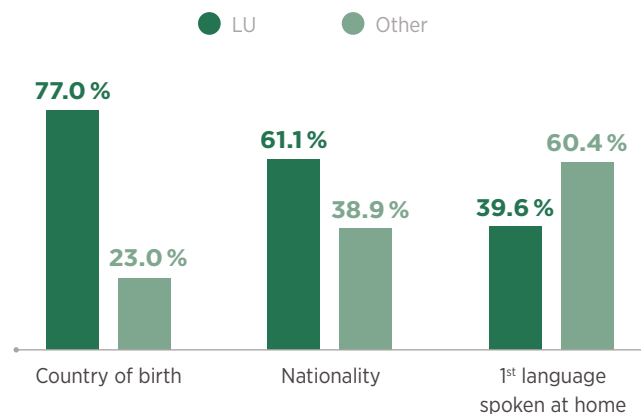
Publication date: March 2021

## Language and migration background – national curriculum

### ELEMENTARY EDUCATION

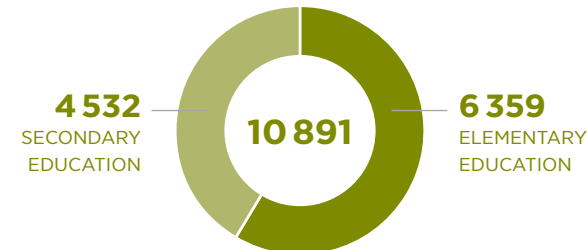


### SECONDARY EDUCATION



## Key figures

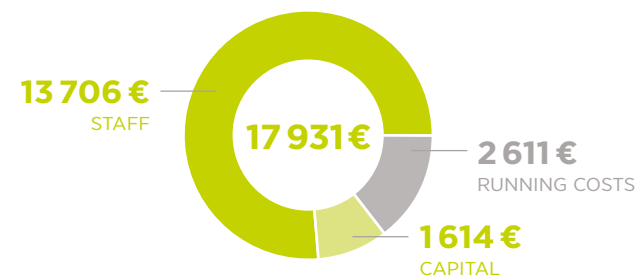
### Total number of teachers in public education in 2020.



#### Note:

Provisional data for the start of the school year 2020/2021. These figures are likely to change during the school year.

### Average expense per pupil in public education in 2017. As a comparison, the OECD-average is 8 439 €.



#### Note:

Figures refer to 2017 in order to compare them with the OECD-average. These numbers include expenses from the pre-primary education to the secondary education.

**7.2%**

### Rate of pupils leaving public education without an upper secondary qualification in 2018/2019.

The OECD-average is 10.2%.

#### Source:

Eurostat (EU-LFS). online data code [edat\_lfse\_14]. Note: The indicator covers 18 to 24 year-olds with ISCED 2 at most and who are no longer in formal or non-formal education and training.

# Education system in Luxembourg

## Key figures

School year  
2020/2021

**107 116**  
pupils

### NATIONAL CURRICULUM

**50 890**  
Elementary  
Education

**39 108**  
Secondary  
Education

### INTERNATIONAL CURRICULUM

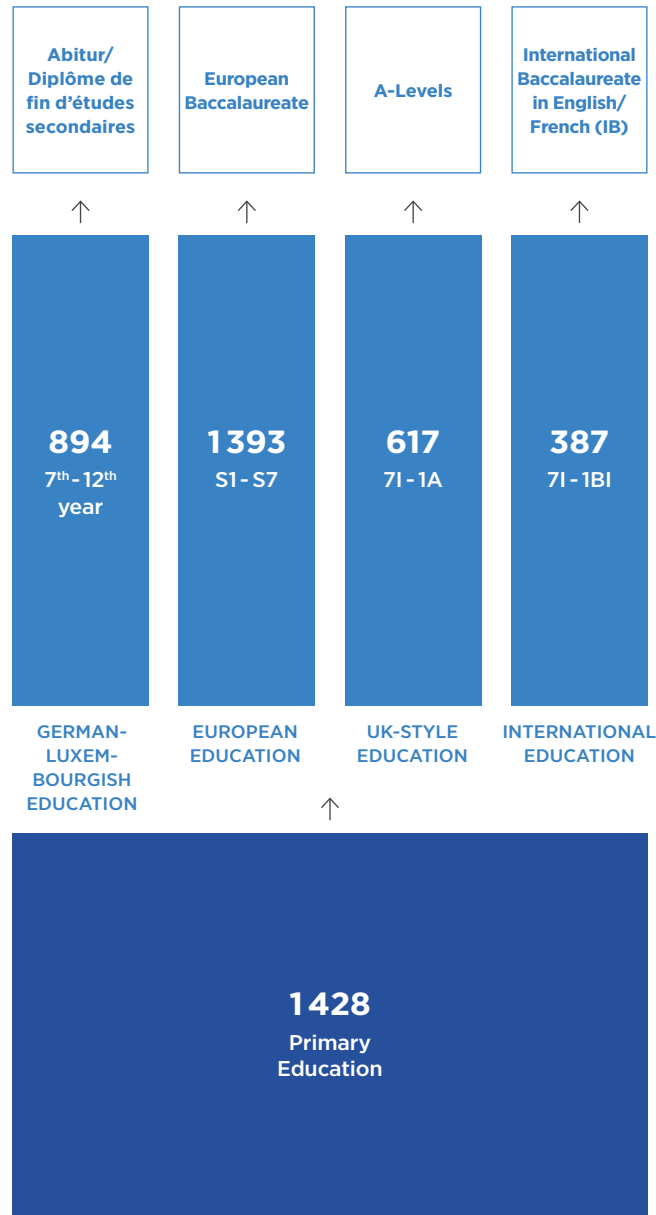
**7 603**  
Primary  
Education

**9 515**  
Secondary  
Education

Pupils in public schools – international curriculum

**4.4 %**

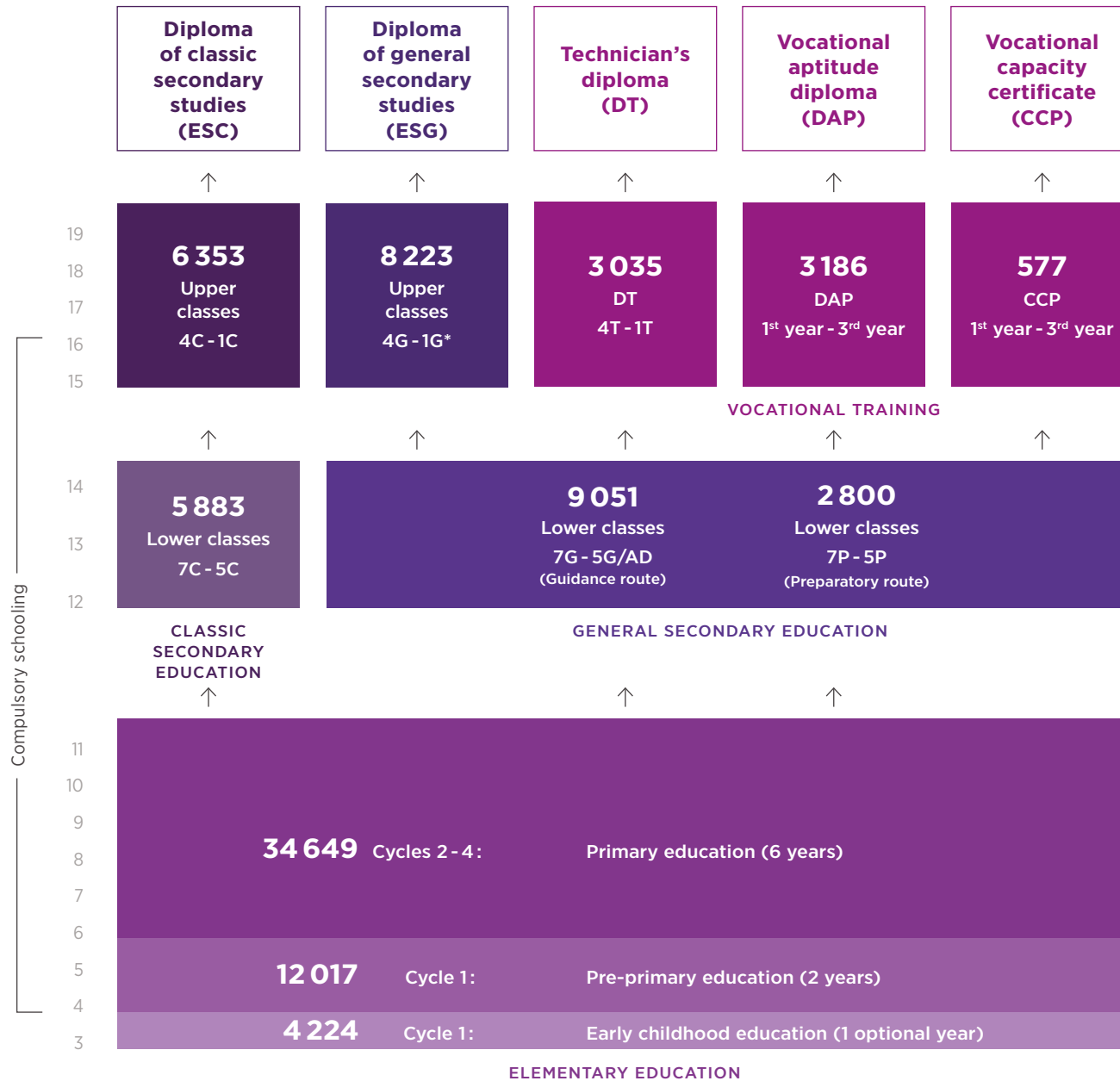
4 719 pupils



Pupils in public and private schools – national curriculum

**84.0 %**

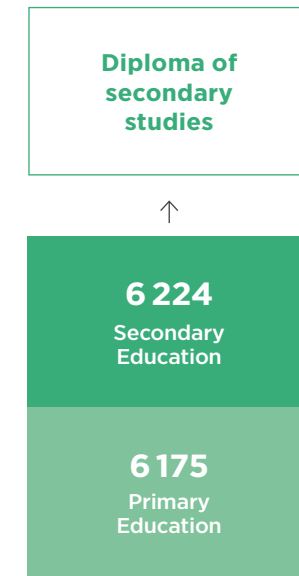
89 998 pupils



Pupils in private schools – international curriculum

**11.6 %**

12 399 pupils



**Note:**  
The pupils in the European Schools of Luxembourg, where the places are primarily granted to children of EU staff, are included here.

**Diplomas and certificates issued in 2019/2020**  
(public and private schools)

Diploma	Count	Percentage
ESC	1 580	32.6 %
ESG	1 588	32.8 %
INT	129	2.7 %
DT	647	13.4 %
DAP	759	15.7 %
CCP	134	2.8 %

**Note:**  
The pupils that have received a diploma of the German-Luxembourgish Education are counted in the ESC-diplomas and the pupils of the international and UK-style Education in the INT-diplomas. The public European Education has only been created in 2016, therefore no diploma has been issued yet.

\*also includes one final year (1+GED class) in the subject area Educator